POWER CUBE

PACEEX BMS APP user manual

Catalogue

1、Download and install 1
2、APP dynamic permission 1
3、Control method 2
4、Local Control (BLE) 3
5、 telecontrol 4
5.1, Account registration and login 4
5.2, List of equipment 5
5.3, Equipment added 5
5.3.1: The wifi module is put back in the factory 5
5.3.2: Click "Add" and "+" to enter the search page and search for the device 6
5.3.3: Fill in the distribution network information 7
5.3.4: Execute distribution network operation 8
5.3.5: Distribution network results 9
5.4, Device editor 10
5.5, Device sharing 11
5.6, Device control 12
5.7, OTA upgrade 13
5.8, Account exit and logout 15

ECOBATEnergy

Manual

1、Download and install

According to the mobile phone system, select the download link:
Android entrance: Mobile phones that support GMS can download PACEEX App through Google Play Store, and Android phones that do not support GMS can install APK directly.

https://play.google.com/store/apps/details?id=com.peichengzhongxing.bms

iOS entrance: Search for PACEEX downloads in the App Store

https://apps.apple.com/us/app/paceex-bms/id6461723294?l=zh-Hans-CN

2、APP dynamic permission

Install the APP, click the start button and start smoothly. For the first start, you will request the user to confirm and authorize the following authority: Camera permission: Add wifi devices in remote control Location permission: search for nearby Bluetooth devices in local control and identify current network information in remote control Equipment status information: to detect the operation status of the equipment Photos and audio: The code scanning interface in the remote control system can directly identify the local photo album

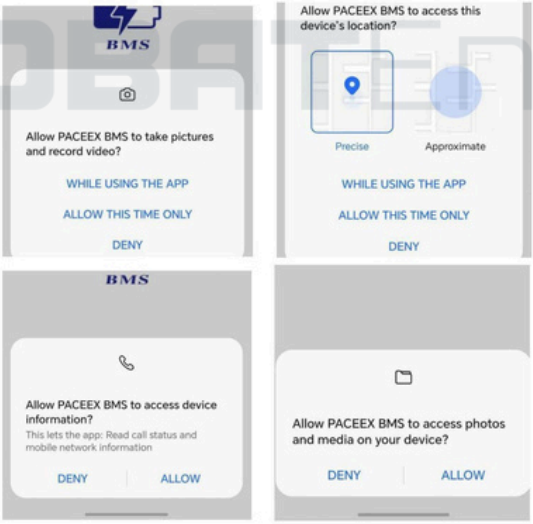

0786.913.321 www.ecobatenergy.ro office@ecobatenergy.ro

3、Control method

Local control: BLE Bluetooth communication, directly search for the nearby Bluetooth signal, a pair of continuous connection, control devices, no account login, do not do binding records, that is, ready to use Remote control: WiFi communication, which realizes the purpose of controlling the device rather than in the same geographical location. It requires account registration and login, records the binding between the account and the device, and requires distribution network operation.



0786.913.321 www.ecobatenergy.ro office@ecobatenergy.ro

4、Local Control (BLE)

When the device is in the distribution network state, click the local control button to search the device on the local control page, and click the device to enter the device control page

ECOBATEnergy

0786.913.321 www.ecobatenergy.ro office@ecobatenergy.ro

5、 telecontrol

5.1, Account registration and login

Registration: Create the new account by means of email account, password and verification code. Note: Please select the real country and region according to the actual situation. This is very important. Once selected and created successfully, the devices added through the account distribution network will automatically connect to the server node with the same account Login: Log in with the registered account number and password Forget your password: You can reset your password through your email number



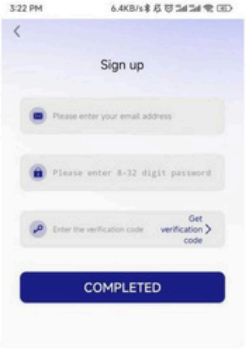

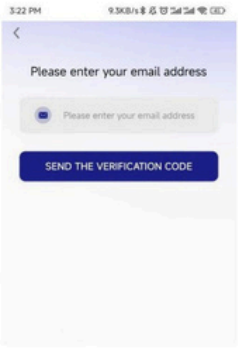

0786.913.321 www.ecobatenergy.ro office@ecobatenergy.ro

5.2, List of equipment

5.3, Equipment added

5.3.1: The wifi module is put back in the factory

The wifi module restores the factory so that the device is in a discoverable state :

Long press the reset button 10-13 s, the specific operation of the LED lamp is shown as : long press the button to make the water lamp run one.

0786.913.321 www.ecobatenergy.ro office@ecobatenergy.ro

5.3.2: Click "Add" and "+" to enter the search page and search for the device

Note: This step requires the phone to open the "Bluetooth", "Positioning" and "WiFi" functions, otherwise the search and subsequent distribution network operation cannot be completed

ECOBATEnergy

5.3.3: Fill in the distribution network information

Click the device found in 5.3.2, jump to the distribution network information page, fill in the WiFi account and password of the device to be connected, or change the WiFi. After confirming that the password is correct, click "Next" to enter the distribution network waiting page

Note: The mobile phone should be connected to the WiFi first, and the module only supports 2.4G WiFi, please identify it by yourself

ECOBATEnergy

0786.913.321 www.ecobatenergy.ro office@ecobatenergy.ro

5.3.4: Execute distribution network operation

APP and device will automatically perform "Connect device", "Configure network", "device cloud" and "bind device" operations. Please wait patiently

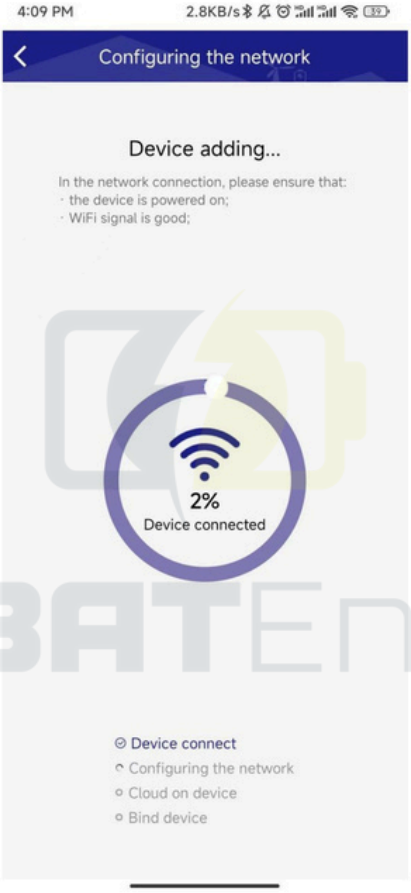

ECOBATEnergy

0786.913.321 www.ecobatenergy.ro office@ecobatenergy.ro

5.3.5: Distribution network results

When the distribution network is over, it will jump to the page, click Save to successfully add and automatically jump back to the device list page; If the network fails, please follow the prompts of the APP, and start from step 5.3.1 after inspection. If the network still fails for many times, please save the error page and contact the after-sales personnel!

ECOBATEnergy

5.4, Device editor

Long press the device item, and the edit menu will pop up at the bottom Rename: Modify device nickname to use Delete: unbinding with the device, the next use need to scan the code or add the network

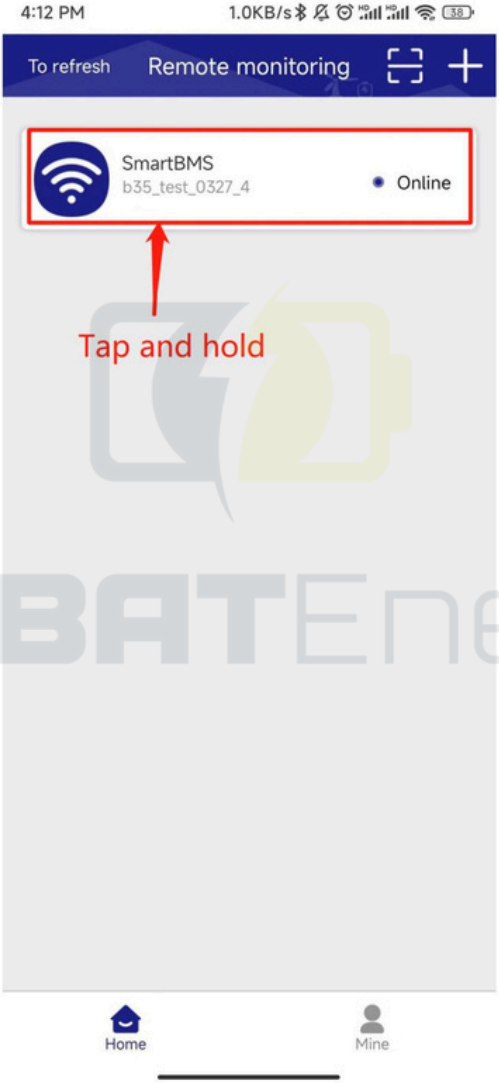

0786.913.321 www.ecobatenergy.ro office@ecobatenergy.ro

5.5, Device sharing

Long press the device item, when you are the device administrator (the first account bound to the first distribution network), the device can generate a QR code for other users to scan the code to add.

Note: Non-administrators cannot share twice. The QR code generated each time can only be scanned once, and the time of scanning the code is limited (30 minutes).

0786.913.321 www.ecobatenergy.ro office@ecobatenergy.ro

5.6, Device control

According to the functions supported by serial port protocol 0.0.9, except for the protocol itself, the summary interface, basic data, voltage and temperature, state data, historical data, parameter setting, equipment information, general setting, etc

0786.913.321 www.ecobatenergy.ro office@ecobatenergy.ro

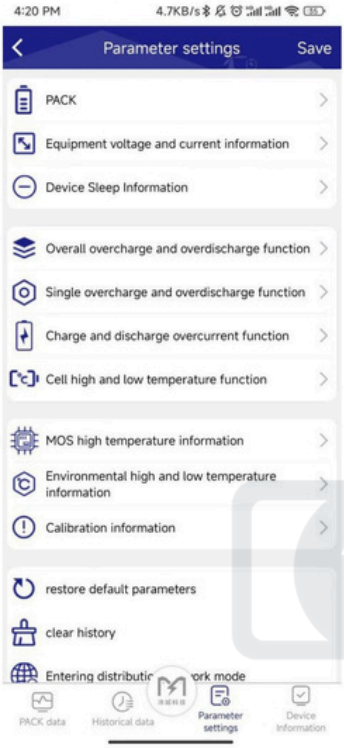

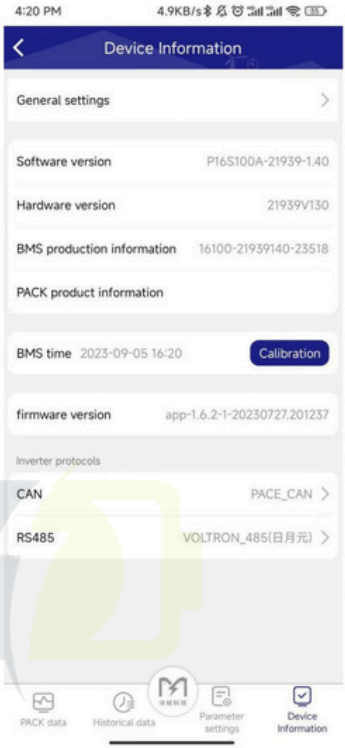

ECOBATEnergy

5.7, OTA upgrade

When there is an updated version of firmware in the background, the APP clicks on a device to pop up the upgrade popup, click upgrade immediately, and the firmware will be upgraded. Click the next time to enter the device parameters display, Settings and other pages.

0786.913.321 www.ecobatenergy.ro office@ecobatenergy.ro

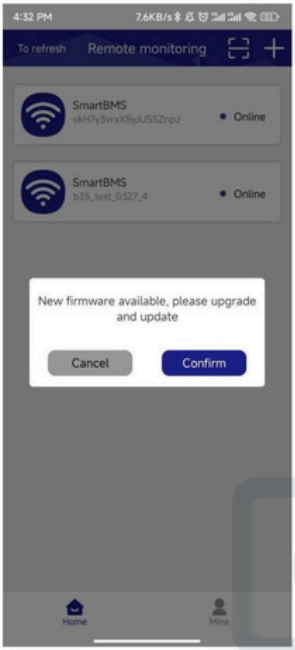

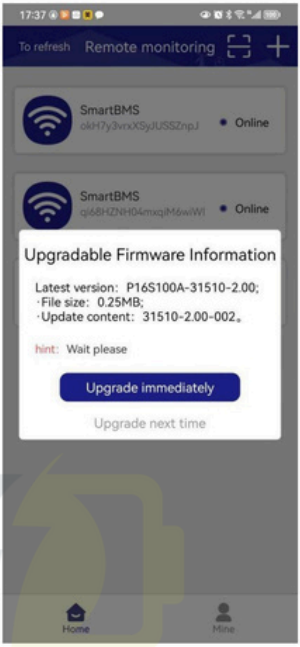

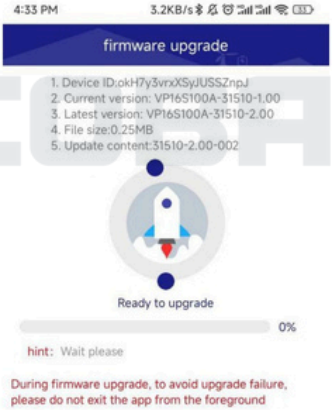

0786.913.321 www.ecobatenergy.ro office@ecobatenergy.ro

5.8, Account exit and logout

Account exit: after exit, you can switch to other accounts for login

Account cancellation: Once cancelled, all the information and binding relationship of the account will be cleared, and you need to be re-registered next time

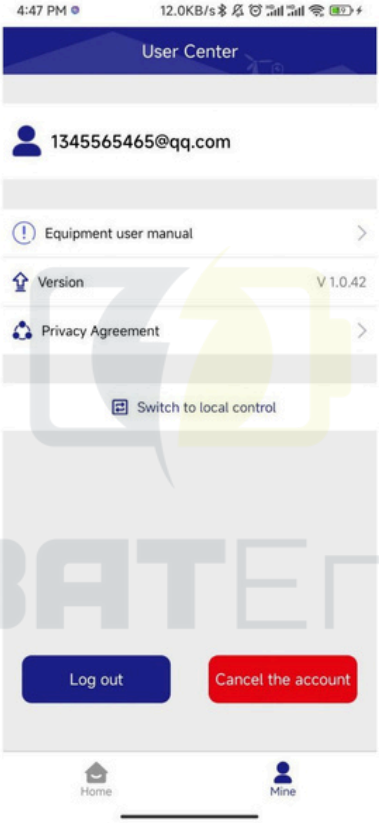

0786.913.321 www.ecobatenergy.ro office@ecobatenergy.ro

ECOBATEnergy

ECOBAT ENERGY - IMPORTATOR DIRECT

AVANTAJE EXCLUSIVISTE INSTALATORI & REVÂNZĂTORI B2B

Preturi dedicate

PentruInstalatori & Revânzători

Stoc permanent în România

Livrare imediată

24 - 48ore

ECOBATEnergy

01 Prețuri dedicate

Pentru **Instalatori** & **Revânzători**

Punem accent pe parteneriatele noastre și recunoaștem rolul vital pe care îl jucați în industria energiei solare.
De aceea, oferim prețuri dedicate și competitive pentru instalatori și revânzători.
Aveți avantajul de a obține produsele noastre la costuri atractive, ceea ce vă permite să maximizați profitabilitatea și să oferiți prețuri competitive clienților dumneavoastră.
Suntem aici să creștem împreună.

ECOBATEnergy

Stoc permanent

02

Stoc permanent în România

Avem un stoc amplu de echipamente fotovoltaice în depozitul nostru din România. Acest lucru ne permite să vă oferim posibilitatea de a ridica produsele imediat după comandă. Nu trebuie să vă faceți griji cu privire la disponibilitatea sau întârzierile în livrare. Suntem aici pentru a vă asigura că aveți acces rapid la echipamentele necesare pentru proiectele dvs.

ECOBATEnergy

Livrare imediată

03

Livrare în **24-48 de ore**
oriunde în România

Înțelegem importanța unei livrări rapide și eficiente, într-o piață din ce în ce mai concurențială.
Cunoaștem urgența cu care utilizatorul final își dorește să definitiveze proiectul.
Colaborând cu Ecobat Energy, beneficiați de livrarea comenzilor dvs. în termen de 24-48 de ore, indiferent de locația din România.
Ne angajăm să vă furnizăm produsele la timp, astfel încât să puteți continua proiectele în mod eficient.

ECOBATEnergy

Ești instalator sau revânzător de echipamente fotovoltaice?

Devino partener B2B EcobatEnergy
și **beneficiază acum** de toate
avantajele exclusive.

www.ecobatenergy.ro

office@ecobatenergy.ro

0786.913.321